

Scaled data based on original data using
LM-79-08 Approved Method: Electrical and Photometric Measurements of Solid-
State Lighting Products

Test Report Prepared for
Cooper Lighting Solutions
(formerly Eaton)

Brand: McGRAW-EDISON

Report Number: P386530

Luminaire Tested: **GWC-SA2B-722-U-SLL-HSS**

Issue Date: 3/3/2020

Test Information

Test Method: LM-79-08
Report Number: P386530
TEST IS SCALED FROM IESNA LM-79-08 TEST DATA (G2-1903-205-27)
Test Lab: INNOVATION CENTER
Issue Date: 3/3/2020
Manufacturer: COOPER LIGHTING SOLUTIONS (FORMERLY EATON)
Product Line: MCGRAW-EDISON
Catalog Number: GWC-SA2B-722-U-SLL-HSS
Description: GALLEON WALL LUMINAIRE
(2) 70 CRI, 2200K, 800mA LIGHTSQUARES WITH 16 LEDS EACH AND SPILL LIGHT
ELIMINATOR LEFT OPTICS WITH HOUSE SIDE SHIELD
Light Source: -
Ballast/Driver: ELECTRONIC DRIVER

Summary

Lumens per Lamp: N/A
Luminaire Lumens: 6500 lumens
Efficiency: N/A
Efficacy: 76.5 lumens/watt
Luminous Opening: Rectangular (W 1' x L: 0.5' x H: 0')
IES Classification: Type III - Medium
BUG Rating: B1 - U0 - G2

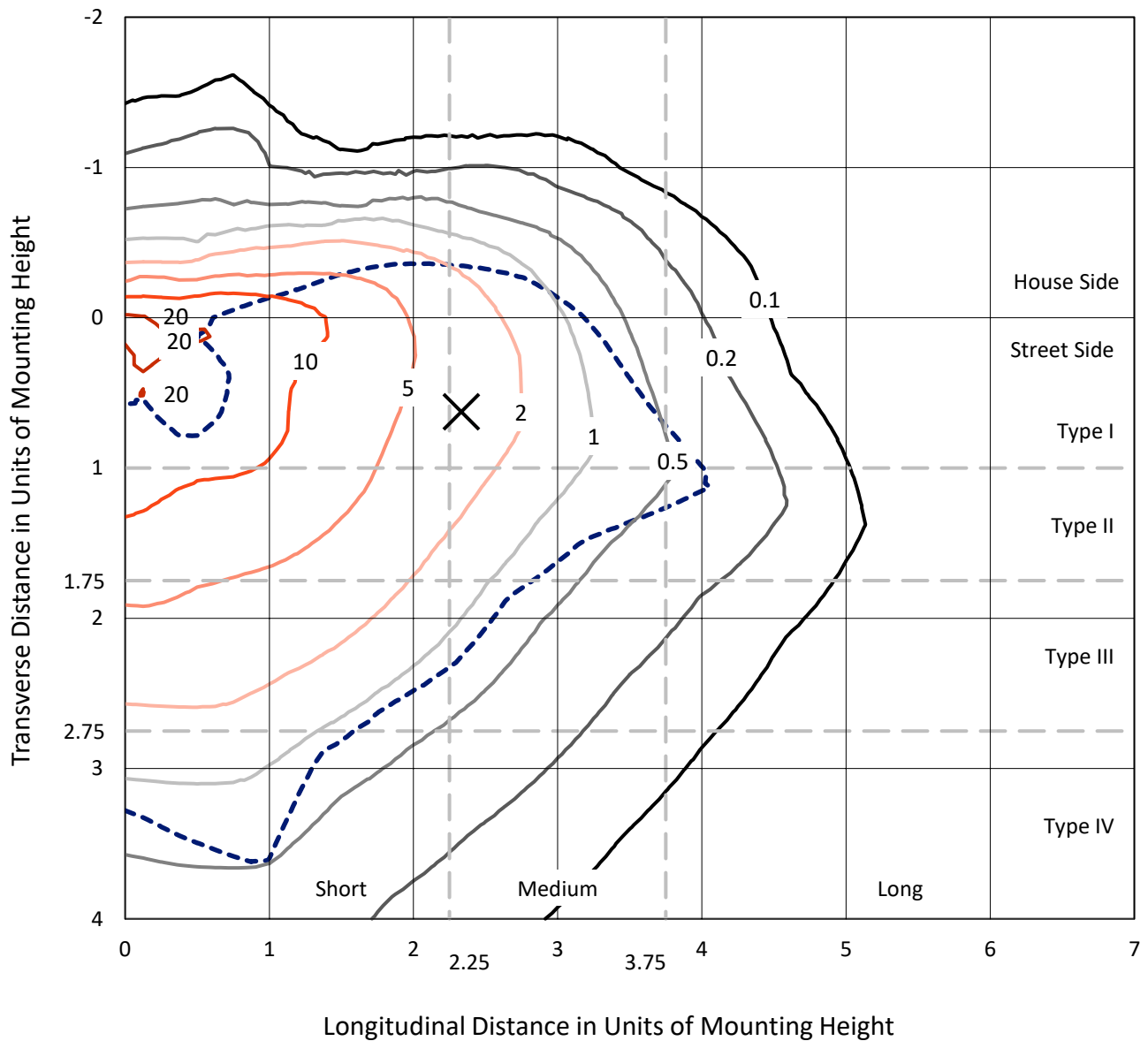
Input Watts (W): 85
Input Voltage (V): NR
Input Current (Ain): NR
Voltage Rise (V): NR
Power Factor: NR
Total Harmonic Distortion (THDi): NR
Frequency (hertz): 60
Stabilization Time: NR
Operation Time: NR
Ambient Temperature (°C): NR
Test Distance: 24 FT



REPORT NUMBER: P386530
 CATALOG NUMBER: GWC-SA2B-722-U-SLL-HSS

Iso-Footcandle Lines of Horizontal Illumination

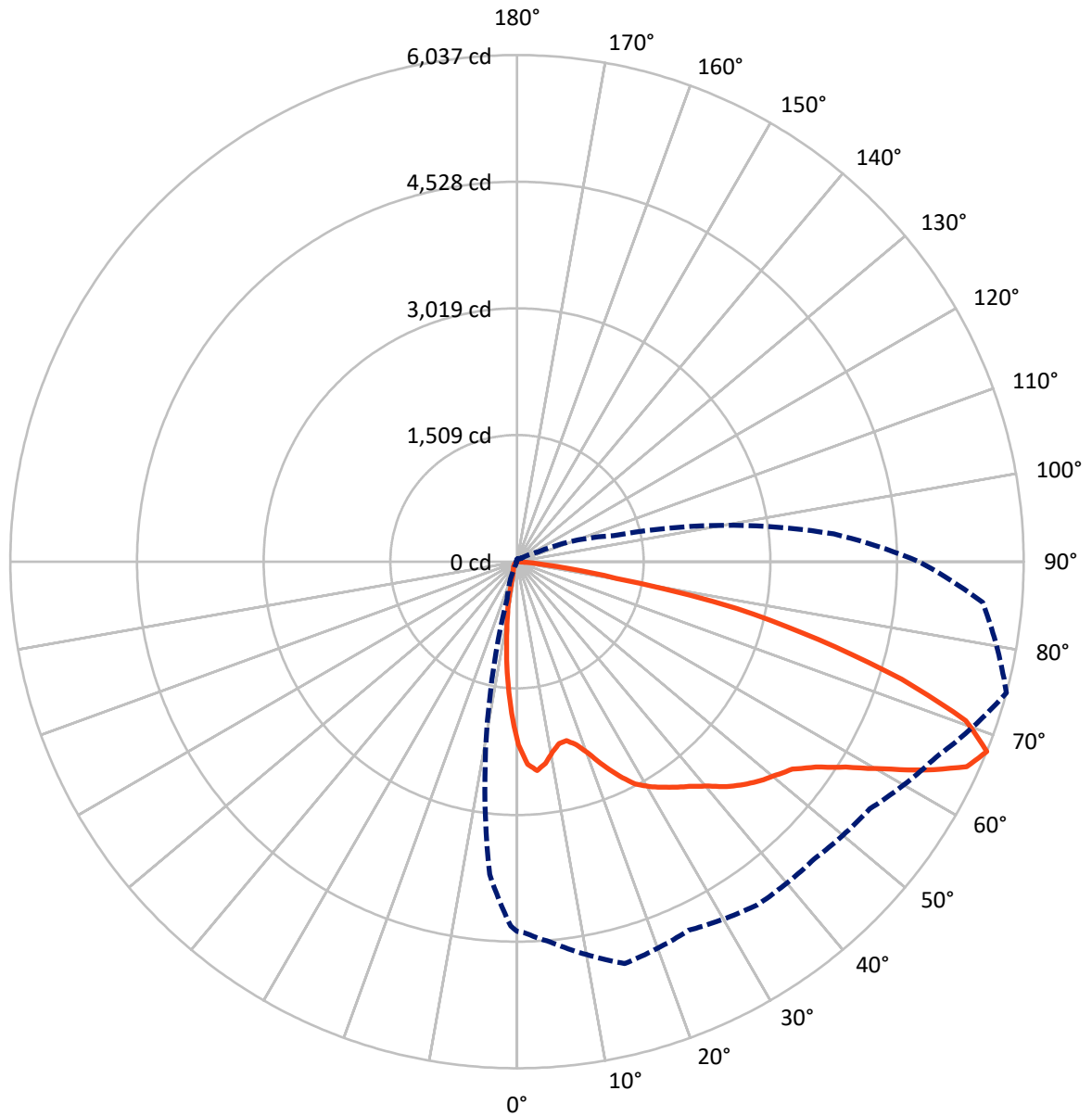
✕ Max cd
 - - - 1/2 Max cd



Based on 10 foot mounting height. Maximum calculated value = 28.3 fc
 Type III - Medium - N/A

REPORT NUMBER: P386530
CATALOG NUMBER: GWC-SA2B-722-U-SLL-HSS

Luminous Intensity Polar Plot



— Vertical Plane Through 75-Deg Lateral - - - Horizontal Cone Through 67.5-Deg Vertical

REPORT NUMBER: P386530

CATALOG NUMBER: GWC-SA2B-722-U-SLL-HSS

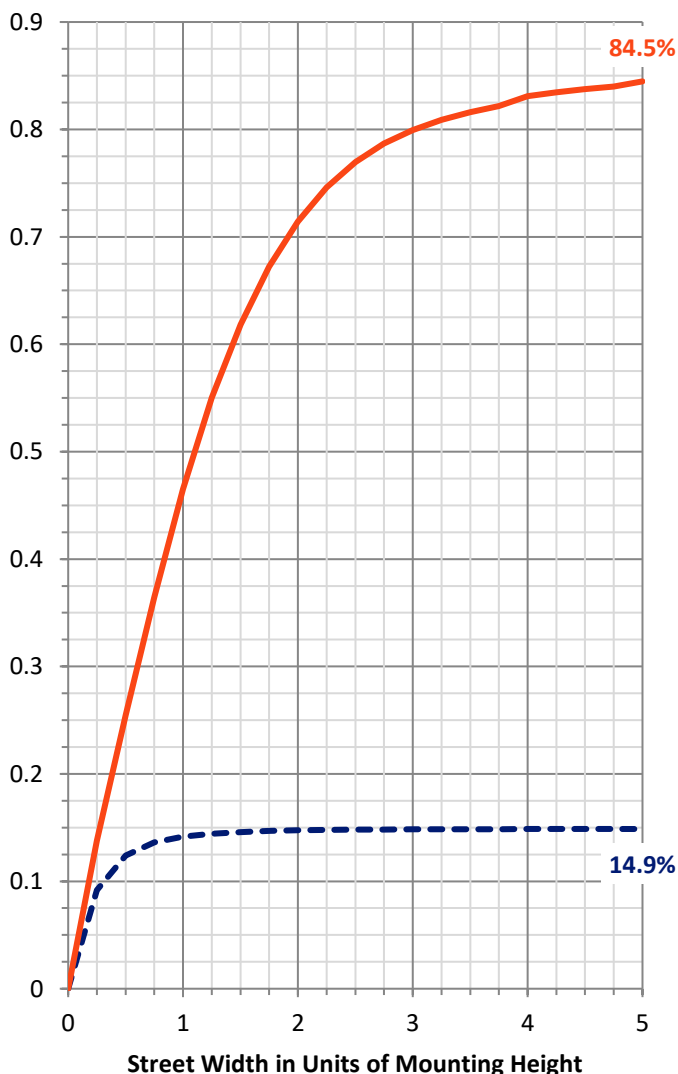
FLUX DISTRIBUTION:

		Downward	Upward	Total
House Side	Lumens	975.4	0.0	975.4
	% Fixture	15.0	0.0	15.0
Street Side	Lumens	5524.6	0.0	5524.6
	% Fixture	85.0	0.0	85.0
Total	Lumens	6500.0	0.0	6500.0
	% Fixture	100.0	0.0	100.0

ZONAL LUMENS:

Zone	Lumens	% Fixture
0°-10°	165.4	2.5
10°-20°	325.7	5.0
20°-30°	460.8	7.1
30°-40°	677.5	10.4
40°-50°	973.7	15.0
50°-60°	1370.8	21.1
60°-70°	1600.9	24.6
70°-80°	816.7	12.6
80°-90°	108.5	1.7
90°-100°	0.0	0.0
100°-110°	0.0	0.0
110°-120°	0.0	0.0
120°-130°	0.0	0.0
130°-140°	0.0	0.0
140°-150°	0.0	0.0
150°-160°	0.0	0.0
160°-170°	0.0	0.0
170°-180°	0.0	0.0
0°-90°	6500.0	100.0
0°-180°	6500.0	100.0

Coefficient of Utilization



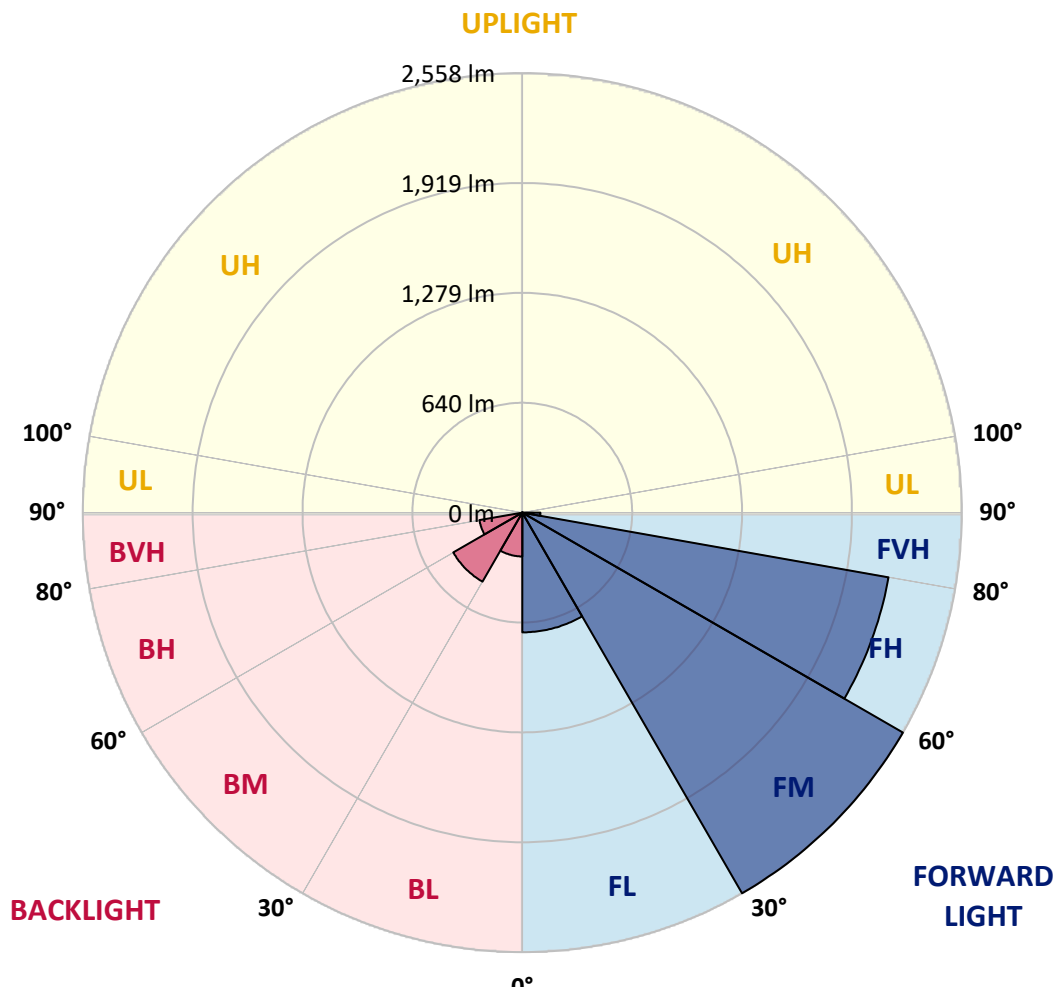
REPORT NUMBER: P386530

CATALOG NUMBER: GWC-SA2B-722-U-SLL-HSS

LUMINAIRE CLASSIFICATION SYSTEM LUMEN TABLE AND BUG RATING:

Zone	Lumens	% Fixture	Zone Rating/Lumen Limit		
			B	U	G
FL (0°-30°)	696.8	10.7			
FM (30°-60°)	2558.3	39.4			
FH (60°-80°)	2164.3	33.3			G2/5000
FVH (80°-90°)	105.2	1.6			G2/225
BL (0°-30°)	255.1	3.9	B1/500		
BM (30°-60°)	463.7	7.1	B1/1000		
BH (60°-80°)	253.4	3.9	B1/500		G1/500
BVH (80°-90°)	3.3	0.1			G0/10
UL (90°-100°)	0.0	0.0		U0/0	
UH (100°-180°)	0.0	0.0		U0/0	

BUG Rating: B1-U0-G2
 Type III Medium





REPORT NUMBER: P386530

CATALOG NUMBER: GWC-SA2B-722-U-SLL-HSS

CANDELA DISTRIBUTION (FULL):

	0°	1°	5°	15°	25°	35°	45°	55°	65°	75°	85°
0°	2180.6	2180.6	2180.6	2180.6	2180.6	2180.6	2180.6	2180.6	2180.6	2180.6	2180.6
2.5°	2363.8	2367.5	2386.6	2431.0	2479.3	2483.0	2515.6	2482.1	2470.7	2416.5	2360.5
5°	2381.7	2395.9	2461.5	2591.7	2704.7	2741.0	2766.9	2701.0	2631.7	2499.3	2358.0
7.5°	2237.9	2261.6	2364.8	2609.3	2811.2	2900.5	2917.5	2814.3	2644.7	2426.7	2214.2
10°	2053.8	2080.9	2205.3	2505.8	2783.2	2936.3	2959.7	2824.5	2580.6	2309.0	2058.7
12.5°	1904.7	1936.5	2063.6	2389.4	2686.8	2856.2	2902.4	2790.3	2525.2	2225.6	1952.5
15°	1836.1	1872.4	2006.1	2314.3	2580.0	2713.3	2751.5	2703.2	2494.4	2212.4	1927.8
17.5°	1875.5	1914.9	2052.9	2320.7	2479.6	2536.6	2567.4	2587.1	2494.4	2292.1	1999.9
20°	2037.2	2079.6	2225.6	2386.3	2396.5	2375.2	2408.2	2477.5	2523.3	2443.6	2172.9
22.5°	2260.7	2310.6	2475.3	2498.7	2355.8	2275.5	2279.8	2388.5	2576.0	2635.7	2413.1
25°	2533.2	2594.2	2761.7	2666.2	2372.8	2216.0	2214.5	2315.2	2627.4	2828.2	2680.7
27.5°	2803.9	2871.0	3018.2	2870.7	2442.7	2205.3	2202.2	2293.0	2677.6	2999.4	2972.9
30°	3030.8	3096.1	3222.9	3018.8	2518.1	2230.5	2215.7	2316.7	2707.5	3110.5	3186.0
32.5°	3215.5	3267.9	3370.4	3120.7	2598.8	2279.5	2247.5	2380.2	2758.3	3204.4	3381.8
35°	3418.8	3473.9	3514.8	3217.7	2689.3	2350.0	2304.1	2480.9	2836.5	3299.9	3596.4
37.5°	3650.6	3705.4	3700.5	3306.4	2804.2	2466.7	2437.4	2640.4	2958.1	3394.4	3836.0
40°	3877.5	3933.6	3893.6	3403.4	2939.0	2659.1	2637.6	2879.9	3121.0	3515.4	4116.8
42.5°	4090.0	4150.7	4065.1	3495.1	3099.8	2901.8	2938.7	3188.4	3324.8	3664.5	4358.8
45°	4261.2	4323.1	4208.9	3584.4	3269.1	3196.1	3307.3	3530.2	3569.9	3790.4	4522.3
47.5°	4385.6	4444.1	4308.6	3673.7	3485.9	3556.1	3749.8	3888.6	3791.3	3899.7	4638.4
50°	4465.0	4510.6	4337.9	3785.5	3770.4	3976.1	4210.7	4278.4	3999.8	3998.2	4779.4
52.5°	4515.5	4536.2	4359.4	3902.2	4067.2	4433.3	4662.1	4683.4	4214.4	4106.6	4969.4
55°	4689.5	4706.1	4512.2	4043.5	4312.6	4833.9	5070.4	5050.7	4457.3	4318.8	5193.6
57.5°	4986.3	5003.9	4827.8	4246.7	4511.2	5081.5	5366.3	5401.7	4742.2	4616.8	5433.7
60°	5135.4	5168.0	5105.2	4504.1	4703.7	5239.8	5568.0	5681.0	5098.1	5009.7	5666.5
62.5°	5000.2	5047.6	5138.8	4789.6	4894.9	5326.9	5630.8	5781.1	5462.7	5467.6	5810.0
65°	4730.5	4768.3	4922.9	4946.0	5005.7	5316.1	5475.6	5641.3	5685.9	5888.2	5802.3
67.5°	4404.7	4418.9	4550.0	4958.3	4845.0	4992.2	5009.4	5132.0	5509.5	6037.2	5569.2
70°	3935.7	3943.4	4058.0	4546.0	4163.6	4195.9	4170.4	4195.3	4736.6	5674.2	4980.8
72.5°	3167.5	3186.9	3349.8	3775.3	3033.2	2940.0	3140.7	3129.6	3647.8	4793.9	3699.3
75°	2332.1	2365.7	2611.7	3040.9	2128.9	1925.7	2072.3	2111.4	2593.2	3708.2	2313.3
77.5°	1632.9	1657.8	1896.1	2235.4	1540.8	1377.0	1324.0	1370.5	1711.7	2682.5	1165.5
80°	940.7	949.9	1102.0	1290.8	1038.3	1187.9	1076.2	1108.2	1025.7	1193.5	501.3
82.5°	615.5	617.1	676.5	768.2	646.6	751.3	556.1	711.0	630.9	479.4	163.2
85°	332.5	334.4	392.3	545.3	366.1	206.9	121.6	249.7	390.1	109.9	44.6
87.5°	36.6	33.6	118.2	198.3	101.6	18.8	6.5	28.0	62.5	7.1	0.0
90°	0.0	0.0	0.0	0.0	0.0	0.0	0.0	0.0	0.0	0.0	0.0



REPORT NUMBER: P386530

CATALOG NUMBER: GWC-SA2B-722-U-SLL-HSS

CANDELA DISTRIBUTION (continued):

	90°	95°	105°	115°	125°	135°	145°	155°	165°	175°	180°
0°	2180.6	2180.6	2180.6	2180.6	2180.6	2180.6	2180.6	2180.6	2180.6	2180.6	2180.6
2.5°	2331.8	2306.3	2242.5	2175.1	2120.9	2070.1	2019.0	1956.5	1908.1	1898.3	1882.3
5°	2281.9	2201.0	2067.3	1933.1	1825.0	1688.6	1602.1	1534.6	1468.7	1464.7	1451.5
7.5°	2107.7	2001.1	1813.0	1627.3	1475.2	1345.3	1214.1	1126.3	1057.4	1033.0	1018.6
10°	1940.2	1820.4	1585.4	1373.6	1237.8	1123.0	1030.6	938.8	855.7	798.4	772.6
12.5°	1823.2	1690.7	1431.8	1249.2	1151.9	1042.9	930.2	815.7	719.9	650.9	608.7
15°	1777.9	1636.6	1380.4	1199.9	1079.9	941.9	797.8	666.9	560.7	498.2	460.3
17.5°	1831.8	1667.3	1376.4	1139.9	972.1	800.6	641.4	486.8	386.7	339.3	315.0
20°	1968.5	1765.3	1374.8	1066.3	844.0	633.1	434.5	320.2	259.6	233.1	221.7
22.5°	2161.9	1890.3	1387.1	993.6	710.7	452.3	299.9	235.2	204.1	190.0	183.5
25°	2410.6	2065.8	1421.9	927.7	585.3	337.5	233.7	197.1	175.2	164.1	159.5
27.5°	2675.8	2267.8	1476.1	870.5	483.4	269.1	200.1	168.7	153.0	145.3	141.0
30°	2894.4	2501.8	1530.9	806.7	409.5	234.6	183.2	154.0	135.8	130.9	126.9
32.5°	3085.6	2678.8	1569.7	749.2	361.2	208.5	165.7	137.6	125.3	115.8	111.5
35°	3283.6	2826.3	1568.5	708.8	327.9	188.8	150.9	123.2	108.4	97.3	93.9
37.5°	3497.9	2992.9	1541.7	674.3	313.5	173.0	142.6	115.5	100.7	89.6	85.3
40°	3748.8	3167.8	1514.3	642.0	309.5	160.4	136.7	109.3	93.6	82.8	78.5
42.5°	3993.3	3325.5	1490.3	618.0	292.2	160.1	131.5	104.7	88.1	77.6	72.7
45°	4188.8	3472.3	1485.7	603.5	274.0	165.7	128.7	101.6	83.8	73.3	68.7
47.5°	4351.4	3631.8	1515.2	593.3	256.8	151.2	135.5	99.5	79.7	69.6	64.4
50°	4544.8	3827.7	1584.8	576.7	238.6	136.1	155.2	100.1	76.4	65.9	60.4
52.5°	4814.5	4098.6	1687.1	548.7	213.7	122.2	152.7	100.7	72.7	61.9	56.3
55°	5116.9	4437.0	1797.0	502.2	178.9	104.1	130.9	96.4	65.6	57.6	52.3
57.5°	5434.7	4744.0	1862.3	446.8	142.3	89.9	104.7	87.8	57.9	51.7	48.3
60°	5484.5	4860.7	1832.4	378.7	113.0	78.2	77.6	89.3	51.7	45.6	43.1
62.5°	5360.5	4714.1	1688.0	318.1	94.5	68.7	63.7	77.9	46.8	40.6	38.2
65°	5121.8	4317.9	1454.0	286.7	87.8	58.8	53.0	54.8	41.0	35.4	33.3
67.5°	4789.9	3788.9	1193.8	268.8	86.8	50.5	45.3	41.6	35.4	30.8	28.9
70°	4111.3	3156.4	952.4	259.0	84.4	42.5	38.2	33.9	29.6	26.2	24.6
72.5°	3025.9	2236.7	740.8	248.2	85.0	33.9	33.3	28.0	23.7	20.3	19.7
75°	1748.3	1277.8	485.9	201.1	81.0	26.2	27.7	19.7	16.6	14.2	14.2
77.5°	931.7	779.3	185.1	83.8	29.6	16.6	15.7	11.7	10.5	8.6	8.3
80°	406.1	343.0	55.7	23.4	16.3	8.9	5.9	5.2	4.6	3.7	3.4
82.5°	143.8	124.1	18.2	11.4	7.1	0.0	0.0	0.0	0.0	0.0	0.0
85°	32.6	23.4	0.0	2.8	0.0	0.0	0.0	0.0	0.0	0.0	0.0
87.5°	0.0	0.0	0.0	0.0	0.0	0.0	0.0	0.0	0.0	0.0	0.0
90°	0.0	0.0	0.0	0.0	0.0	0.0	0.0	0.0	0.0	0.0	0.0



REPORT NUMBER: P386530
 CATALOG NUMBER: GWC-SA2B-722-U-SLL-HSS

CANDELA DISTRIBUTION (continued):

	185°	195°	205°	215°	225°	235°	245°	255°	265°	270°	275°
0°	2180.6	2180.6	2180.6	2180.6	2180.6	2180.6	2180.6	2180.6	2180.6	2180.6	2180.6
2.5°	1849.6	1842.9	1802.8	1804.4	1811.5	1821.6	1797.6	1808.7	1838.5	1867.2	1878.0
5°	1430.3	1431.8	1407.5	1422.6	1436.1	1445.3	1406.5	1407.2	1430.9	1463.2	1480.1
7.5°	1007.8	1005.3	1006.6	1042.6	1068.1	1049.7	1064.1	1014.0	1017.0	1040.1	1022.9
10°	749.2	715.3	696.2	723.3	751.3	741.1	716.2	699.9	711.3	736.8	735.0
12.5°	588.7	540.1	511.4	492.0	515.1	496.0	495.4	481.3	465.9	468.6	509.6
15°	442.8	407.4	373.5	342.4	341.8	335.3	302.4	265.4	262.3	264.2	285.4
17.5°	304.5	292.5	278.7	251.9	244.8	217.7	185.7	170.9	163.5	166.9	174.0
20°	214.0	209.4	210.9	196.4	186.3	160.4	141.6	135.8	134.6	137.9	141.3
22.5°	177.4	169.0	168.1	161.7	151.5	132.7	122.5	119.2	117.6	120.7	123.2
25°	155.2	146.9	143.5	139.5	128.7	115.8	109.6	106.5	105.0	106.8	108.4
27.5°	136.7	129.0	125.9	123.2	112.7	103.5	98.5	95.8	94.5	95.1	96.7
30°	122.9	116.1	112.1	108.7	99.8	93.3	89.0	86.2	85.0	85.0	86.5
32.5°	108.4	104.7	101.0	96.7	88.4	84.1	79.7	76.7	75.4	75.7	77.0
35°	90.2	89.0	89.9	85.9	78.8	75.1	70.8	67.4	66.5	66.8	68.0
37.5°	80.1	74.5	77.9	75.7	71.7	66.8	61.3	58.2	56.7	57.6	58.2
40°	73.6	66.8	64.4	66.5	65.9	57.9	53.0	49.9	48.7	49.0	49.6
42.5°	68.0	60.0	54.5	54.2	57.9	50.5	45.3	42.5	41.0	41.0	41.6
45°	62.8	54.2	47.4	42.2	48.7	42.8	37.9	35.4	33.6	33.6	33.9
47.5°	58.8	49.3	41.3	34.5	36.6	35.1	31.1	28.6	26.8	26.8	27.1
50°	55.1	44.3	35.7	28.9	27.4	28.9	25.2	22.5	21.2	20.9	21.6
52.5°	51.1	39.4	30.5	24.6	21.6	21.9	19.7	17.9	16.3	16.3	16.9
55°	47.1	35.4	26.5	20.9	17.9	16.3	15.7	14.5	13.2	13.2	13.9
57.5°	43.1	31.1	22.5	17.2	14.2	12.9	12.9	12.0	11.1	11.1	11.7
60°	39.4	26.8	18.5	14.2	11.1	10.8	11.1	10.2	9.5	9.5	10.2
62.5°	35.1	22.8	15.1	11.7	8.9	8.6	9.5	8.9	8.3	8.3	8.9
65°	29.9	19.4	12.0	8.9	6.8	6.8	8.0	7.4	6.8	6.8	7.4
67.5°	25.2	16.3	9.2	6.5	4.9	5.2	6.8	6.2	5.9	5.9	6.5
70°	20.9	12.6	6.5	4.0	2.8	4.0	5.2	5.2	5.2	5.2	5.9
72.5°	15.7	8.6	3.7	1.5	1.2	2.8	4.3	4.9	4.6	4.6	5.5
75°	10.2	4.9	1.2	0.0	0.0	1.5	3.4	4.0	4.0	3.7	4.6
77.5°	5.9	1.5	0.0	0.0	0.0	0.0	2.2	1.8	1.5	1.2	2.2
80°	1.5	0.0	0.0	0.0	0.0	0.0	0.0	0.0	0.0	0.0	0.0
82.5°	0.0	0.0	0.0	0.0	0.0	0.0	0.0	0.0	0.0	0.0	0.0
85°	0.0	0.0	0.0	0.0	0.0	0.0	0.0	0.0	0.0	0.0	0.0
87.5°	0.0	0.0	0.0	0.0	0.0	0.0	0.0	0.0	0.0	0.0	0.0
90°	0.0	0.0	0.0	0.0	0.0	0.0	0.0	0.0	0.0	0.0	0.0



REPORT NUMBER: P386530
 CATALOG NUMBER: GWC-SA2B-722-U-SLL-HSS

CANDELA DISTRIBUTION (continued):

	285°	295°	305°	315°	325°	335°	345°	355°	359°	360°
0°	2180.6	2180.6	2180.6	2180.6	2180.6	2180.6	2180.6	2180.6	2180.6	2180.6
2.5°	1921.4	1957.7	2008.8	2063.0	2146.5	2212.7	2277.6	2333.4	2354.9	2363.8
5°	1520.8	1574.1	1648.9	1744.9	1895.5	2031.0	2168.3	2306.6	2366.6	2381.7
7.5°	1091.2	1159.3	1254.4	1374.8	1551.3	1726.8	1918.6	2121.5	2214.5	2237.9
10°	807.7	890.8	999.8	1126.7	1295.1	1475.5	1684.6	1916.4	2022.7	2053.8
12.5°	573.0	685.4	831.4	985.6	1131.6	1292.6	1504.2	1759.7	1871.2	1904.7
15°	336.5	445.2	618.0	824.6	1011.5	1174.7	1389.6	1679.4	1802.2	1836.1
17.5°	193.1	247.3	377.8	608.1	861.8	1087.9	1353.6	1699.4	1844.1	1875.5
20°	147.5	164.7	217.7	391.7	687.0	1002.6	1353.6	1812.7	1991.0	2037.2
22.5°	129.0	141.6	163.2	233.7	505.6	911.1	1369.3	1976.5	2209.6	2260.7
25°	114.5	125.9	144.4	175.8	344.9	802.4	1406.5	2177.6	2467.0	2533.2
27.5°	102.5	113.3	129.9	154.0	235.9	671.3	1456.7	2413.4	2750.9	2803.9
30°	91.8	101.9	117.0	133.9	182.0	522.5	1499.5	2635.7	2973.8	3030.8
32.5°	81.6	90.8	104.4	117.0	149.0	386.4	1504.2	2811.9	3158.9	3215.5
35°	72.1	80.4	92.7	102.5	123.5	305.1	1432.4	2964.6	3343.9	3418.8
37.5°	62.8	70.8	81.6	89.0	108.7	248.8	1322.8	3134.9	3581.3	3650.6
40°	54.2	61.3	72.4	77.3	102.8	191.2	1203.6	3313.5	3814.1	3877.5
42.5°	46.2	53.0	63.7	73.3	90.2	142.9	1074.9	3481.0	4023.5	4090.0
45°	38.5	45.6	56.3	77.6	74.8	106.8	937.3	3592.1	4188.8	4261.2
47.5°	31.1	39.1	53.9	73.9	59.7	78.5	828.3	3697.4	4314.2	4385.6
50°	24.9	32.9	60.7	65.9	49.0	60.0	782.7	3791.6	4396.4	4465.0
52.5°	20.3	27.7	57.3	50.5	41.0	49.6	807.3	3944.4	4472.4	4515.5
55°	16.9	21.9	34.5	35.1	34.8	42.2	837.8	4163.6	4669.2	4689.5
57.5°	14.8	17.6	24.0	27.1	29.3	37.6	838.4	4478.3	4973.7	4986.3
60°	12.6	15.4	20.0	21.9	25.2	33.6	808.0	4588.2	5093.5	5135.4
62.5°	11.1	13.5	16.6	18.2	21.2	30.2	736.5	4429.0	4929.1	5000.2
65°	9.9	12.3	13.9	15.4	18.8	27.1	618.9	4110.6	4656.3	4730.5
67.5°	8.6	10.8	12.3	13.9	16.9	24.0	455.7	3740.8	4343.1	4404.7
70°	7.7	9.5	11.1	12.3	14.8	20.3	276.5	3174.3	3910.2	3935.7
72.5°	7.4	8.6	10.2	11.1	12.9	17.9	140.1	2332.7	3125.9	3167.5
75°	6.5	7.7	9.2	9.9	11.4	15.4	57.0	1532.2	2265.3	2332.1
77.5°	5.2	7.1	8.3	8.9	9.9	12.6	28.9	979.2	1589.8	1632.9
80°	1.8	5.2	7.1	7.4	8.3	9.2	19.1	536.1	922.2	940.7
82.5°	0.0	3.4	5.5	5.2	5.9	7.1	12.3	255.0	608.7	615.5
85°	0.0	1.5	4.3	3.4	2.5	4.9	4.3	55.7	319.3	332.5
87.5°	0.0	0.0	0.3	1.5	1.2	1.8	0.6	0.3	28.9	36.6
90°	0.0	0.0	0.0	0.0	0.0	0.0	0.0	0.0	0.0	0.0

Signify Classified - Internal
Cooper Lighting Solutions Photometric Lab
1121 Highway 74 South
Peachtree City, GA 30269

Scaled Data Report



Report Generated By 670245982

Signify Classified - Internal
Cooper Lighting Solutions Photometric Lab
1121 Highway 74 South
Peachtree City, GA 30269

Scaled Data Report



Signify Classified - Internal
Cooper Lighting Solutions Photometric Lab
1121 Highway 74 South
Peachtree City, GA 30269

Scaled Data Report



Signify Classified - Internal
Cooper Lighting Solutions Photometric Lab
1121 Highway 74 South
Peachtree City, GA 30269

Scaled Data Report



Signify Classified - Internal
Cooper Lighting Solutions Photometric Lab
1121 Highway 74 South
Peachtree City, GA 30269

Scaled Data Report



--- HS — SS

Signify Classified - Internal
Cooper Lighting Solutions Photometric Lab
1121 Highway 74 South
Peachtree City, GA 30269

Scaled Data Report



u

Signify Classified - Internal
Cooper Lighting Solutions Photometric Lab
1121 Highway 74 South
Peachtree City, GA 30269

Scaled Data Report



Signify Classified - Internal
Cooper Lighting Solutions Photometric Lab
1121 Highway 74 South
Peachtree City, GA 30269

Scaled Data Report



Signify Classified - Internal
Cooper Lighting Solutions Photometric Lab
1121 Highway 74 South
Peachtree City, GA 30269

Scaled Data Report



Signify Classified - Internal
Cooper Lighting Solutions Photometric Lab
1121 Highway 74 South
Peachtree City, GA 30269

Scaled Data Report



(END OF REPORT)